

TTIA/TPFA Summary of Export Products to the World in 2025-2026 (Jan-Feb)



No.	Product / H.S. Code	Quantity (Ton)			%Growth 26/25 (Jan-Feb)	%Share 2026 (Jan-Feb)	Value (Million Baht)			%Growth 26/25 (Jan-Feb)	%Share 2026 (Jan-Feb)	Value (Million USD)			%Growth 26/25 (Jan-Feb)	%Share 2026 (Jan-Feb)
		2025	Jan-Feb 2025	Jan-Feb 2026			2025	Jan-Feb 2025	Jan-Feb 2026			2025	Jan-Feb 2025	Jan-Feb 2026		
1	Canned / Pouch Tuna + Tuna Loin 1604.14	567,191	95,223	83,876	-12	37	80,664	13,690	11,410	-17	41	2,460	402	368	-9	41
2	Sardine 1604.13.11	39,786	6,658	4,290	-36	2	3,610	607	408	-33	1	110	18	13	-26	1
3	Salmon 1604.11.10	11,169	1,788	2,135	19	1	2,908	499	564	13	2	89	15	18	24	2
4	Mackerel 1604.15.10	14,157	2,346	2,386	2	1	1,687	286	312	9	1	51	8	10	20	1
Total of Fish products no 1 - 4		632,303	106,014	92,687	-13	40	88,869	15,083	12,693	-16	46	2,710	443	409	-8	46
5	Dog/cat food for retail sale 2309.10	842,137	132,111	136,326	3	60	95,220	15,180	14,915	-2	54	2,903	446	481	8	54
Grand total no 1-5		1,474,440	238,126	229,014	-4	100	184,089	30,262	27,607	-9	100	5,613	889	890	0.04	100



Remark

1. Fish* → TTIA: ที่มาข้อมูล www.moc.go.th
2. Petfood* → TPFA: ที่มาข้อมูล www.moc.go.th

Figures of Thai Export of Pet Food in Jan-Feb 2026

I. Explanation Thai H.S. code of Pet Food Products

II. Accumulated statistic **Jan-Feb 2026**

1. Thai **Exports** of Pet Food Products to the world
2. Thai **Exports** of Pet Food Products to USA, Middle East, EU, Japan, China and the World

III. Graph : Monthly statistic in **2024/Jan-Feb 2026**

1. Thai Exports Quantity and Value of **Preparations of a kind used animal feeding (2309)** to the world
2. Thai Exports Quantity and Value of **Dog or cat food, put up for retail sale (2309.10)** to the world
3. Thai Exports Quantity and Value of **Other than dog or cat food (2309.90)** to the world

IV. Yearly statistic in **2023-2025**

1. Thai **Exports** of Pet Food Products **Containing meat** to EU, Japan, U.S.A., China, Middle East and Others
2. Thai **Exports** of Pet food (2309.10) to the World



I. Explanation Thai H.S. code of Pet Food Products

ตัวเลขที่ใช้ในการแถลงข่าวสินค้าอาหารสัตว์เลี้ยงของกระทรวงพาณิชย์ ม.ค.-ก.พ. 2026 ใช้พิกัด 2309 หมายถึงสินค้าอาหารสัตว์เลี้ยงสำหรับสุนัขหรือแมว และสัตว์เลี้ยงชนิดอื่นๆ

Product / H.S. Code	Quantity (Ton)		%Growth	%Share	Value (Million Baht)		%Growth	%Share	Value (Million USD)		%Growth	%Share
	Jan-Feb 2025	Jan-Feb 2026			Jan-Feb 2025	Jan-Feb 2026			Jan-Feb 2025	Jan-Feb 2026		
2309	172,531	168,847	-2	100	17,198	16,687	-3	100	505	538	6	100
2309.10	132,111	136,326	3	81	15,180	14,915	-2	89	446	481	8	89
2309.90	40,420	32,521	-20	19	2,018	1,772	-12	11	59	57	-4	11

Source : www.moc.go.th

Prepared by : Thai Pet Food Trade Association

กระทรวงพาณิชย์

ยอดส่งออกอาหารสัตว์เลี้ยงกระทรวงพาณิชย์นำไปแถลงข่าว **ใช้พิกัด 2309** ซึ่งแบ่งออกเป็น 2 ประเภท ได้แก่

- (1) อาหารสุนัขหรือแมว จัดทำขึ้นเพื่อการขายปลีก ภายใต้พิกัด 2309.10
- (2) อาหารสัตว์อื่นๆที่ไม่ใช่สุนัขหรือแมว ภายใต้พิกัด 2309.90

สมาคมการค้าอาหารสัตว์เลี้ยงไทย

สมาชิกสมาคมฯ ผลิตสินค้าอาหารสัตว์เลี้ยงแบบเปียก สำหรับสุนัขหรือแมว **อยู่ภายใต้พิกัด 2309.10** ซึ่งพิกัดนี้ได้รวมสินค้าอาหารสัตว์เลี้ยงทั้งแบบเปียกและแบบแห้ง

I. Explanation Thai H.S. code of Pet Food Products

พิกัดศุลกากรไทย สินค้าอาหารสัตว์เลี้ยงสำหรับสุนัขหรือแมว
และการส่งออกสินค้าดังกล่าวของไทยไปทั่วโลก ปี 2016-2025

สินค้าอาหารสัตว์เลี้ยงสำหรับสุนัขหรือแมว ที่สมาชิกสมาคมฯ ผลิต
เป็นชนิดเปียกและมีเนื้อสัตว์เป็นส่วนผสม ซึ่งจะอยู่ภายใต้พิกัดย่อย **2309.10.10**

Thai H.S. Code	Product Description	Common name	Quantity (Ton)										%Share 2024	%Share 2025
			2016	2017	2018	2019	2020	2021	2022	2023	2024	2025		
-2309.10	- อาหารสุนัขหรือแมว จัดทำขึ้นเพื่อ การขายปลีก	- Dog or cat food, put up for retail sale	455,970	481,678	533,422	540,902	609,001	720,795	818,279	698,413	829,772	842,137	100	100
-2309.10.10	-- ที่มีเนื้อสัตว์	-- Containing meat	309,102	344,702	460,186	477,922	539,234	639,475	747,351	649,210	772,029	774,422	93	92
--2309.10.10.001	--- ปลาบรรจุภาชนะที่ อากาศผ่านเข้าออกไม่ได้	--- Fish in airtight containers	70,749	73,621	86,295	85,211	93,093	122,213	133,763	115,575	174,789	184,086	23	24
--2309.10.10.090	--- อื่นๆ	--- Other	238,353	271,051	373,892	392,676	446,141	517,261	613,551	533,622	597,240	590,335	77	76
-2309.10.90	-- อื่นๆ (ไม่มีเนื้อสัตว์)	-- Other	146,872	137,006	73,235	63,022	69,768	81,324	70,965	49,216	57,743	67,715	7	8



II. Accumulated statistic **Jan-Feb 2026**

1. Thai **Exports** of Pet Food Products to the world
2. Thai **Exports** of Pet Food Products to USA, Middle East, EU, Japan, China and the World

1. Thai Exports of Pet Food Products to the world in Jan-Feb 2026

Product / H.S. Code	Product Description	Quantity (Ton)		%Growth	%Share	Value (Million Baht)		%Growth	%Share	Value (Million USD)		%Growth	%Share
		Jan-Feb 2025	Jan-Feb 2026			Jan-Feb 2025	Jan-Feb 2026			Jan-Feb 2025	Jan-Feb 2026		
-2309.10	- Dog or cat food, put up for retail sale	132,111	136,326	3	100	15,180	14,915	-2	100	446	481	8	100
--2309.10.10	-- Containing meat	123,049	126,902	3	93	14,069	13,848	-2	93	413	446	8	93
---2309.10.10.001	--- Fish in airtight containers	30,034	30,329	1	24	4,730	4,498	-5	32	139	145	4	32
---2309.10.10.090	--- Other	93,015	96,573	4	76	9,339	9,350	0.1	68	274	301	10	68
--2309.10.90	-- Other (Without meat)	9,062	9,425	4	7	1,111	1,067	-4	7	33	34	5	7

2. Thai Exports of Pet Food (Dog or Cat) Products to USA, Middle east, EU, Japan, China and the World in Jan-Feb 2026

Product / H.S. Code	Country	Quantity (Ton)		%Growth	%Share	Value (Million Baht)		%Growth	%Share	Value (Million USD)		%Growth	%Share
		Jan-Feb 2025	Jan-Feb 2026			Jan-Feb 2025	Jan-Feb 2026			Jan-Feb 2025	Jan-Feb 2026		
Petfood (Dog or cat food, put up for retail sale) 2309.10	World	132,111	136,326	3	100	15,180	14,915	-2	100	446	481	8	100
	U.S.A.	27,820	26,735	-4	20	5,501	4,830	-12	32	162	156	-4	32
	EU (27)	15,224	18,292	17	13	2,647	2,992	13	20	78	96	24	20
	Japan	18,946	21,714	15	16	1,828	1,986	9	13	54	64	19	13
	Middle east (15)	3,659	4,375	20	3	332	385	16	3	10	12	27	3
	China	1,962	908	-54	1	298	113	-62	1	9	4	-58	1
	Other	64,499	64,303	-0.3	47	4,575	4,608	1	31	134	149	10	31

2. Thai Exports of Pet Food (Dog or Cat) Products to USA, Middle east, EU, Japan, China and the World in Jan-Feb 2026

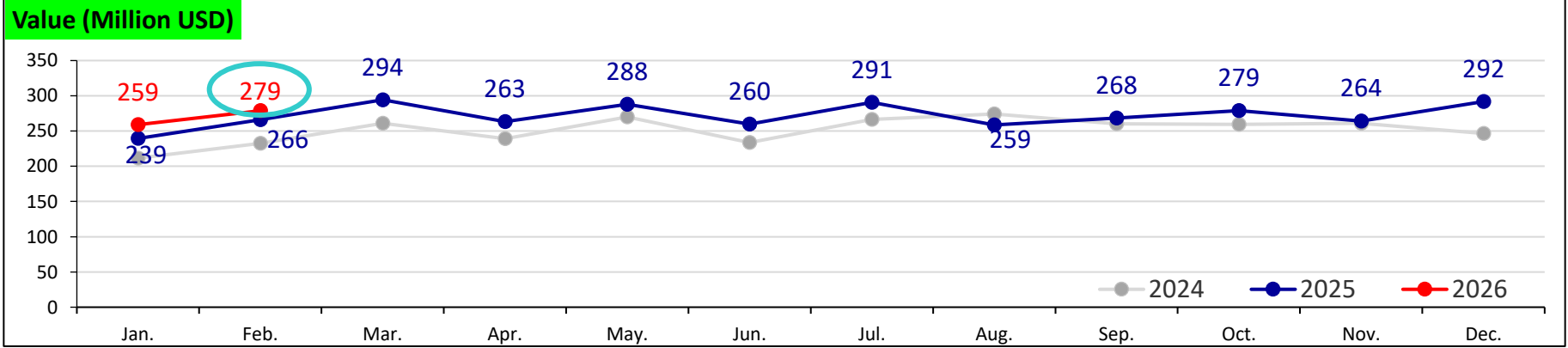
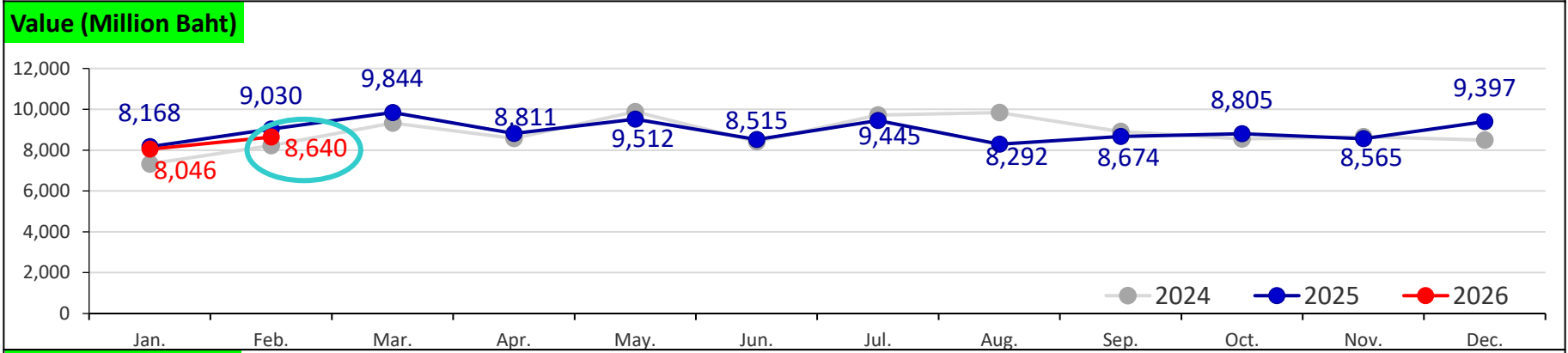
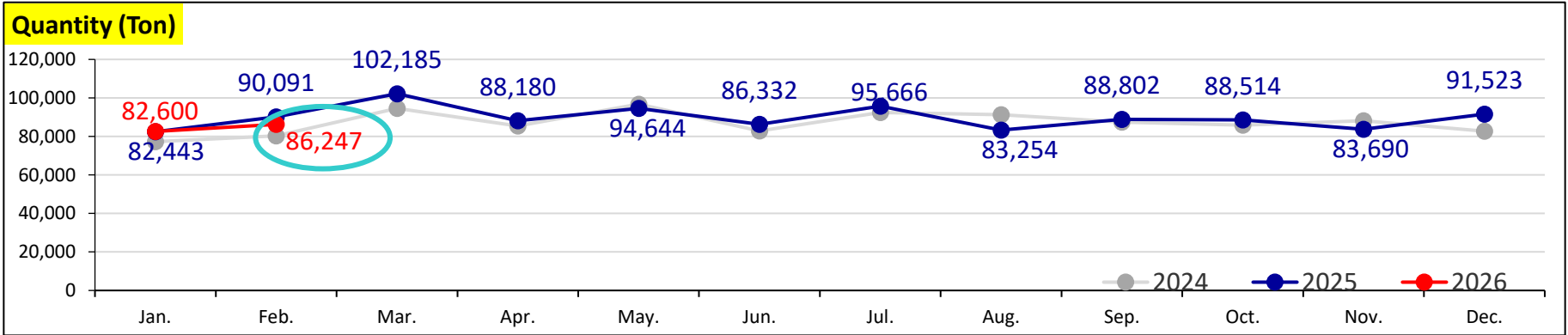
Product / H.S. Code	Country	Quantity (Ton)		%Growth	%Share	Value (Million Baht)		%Growth	%Share	Value (Million USD)		%Growth	%Share
		Jan-Feb 2025	Jan-Feb 2026			Jan-Feb 2025	Jan-Feb 2026			Jan-Feb 2025	Jan-Feb 2026		
Petfood (Fish in airtight containers) 2309.10.10.001	World	30,034	30,329	1	100	4,730	4,498	-5	100	139	145	4	100
	U.S.A.	9,609	8,465	-12	28	1,972	1,622	-18	36	58	52	-10	36
	EU (27)	5,969	6,991	15	23	1,002	1,088	9	24	29	35	19	24
	Japan	5,807	6,996	20	23	695	823	18	18	20	27	30	18
	Middle east (15)	316	568	80	2	48	69	44	2	1	2	57	2
	China	1,116	492	-56	2	179	68	-62	2	5	2	-59	2
	Other	7,217	6,816	-6	22	833	827	-1	18	24	27	9	18
Petfood (Other) 2309.10.10.090	World	93,015	96,573	4	100	9,339	9,350	0.1	100	274	301	10	100
	U.S.A.	16,562	16,158	-2	17	3,238	2,885	-11	31	95	93	-2	31
	EU (27)	7,719	9,832	27	10	1,357	1,655	22	18	40	53	34	18
	Japan	12,446	13,756	11	14	1,041	1,061	2	11	31	34	12	11
	Middle east (15)	3,284	3,719	13	4	273	307	12	3	8	10	23	3
	China	833	340	-59	0.4	116	43	-63	0.5	3	1	-60	0.5
	Other	52,171	52,768	1	55	3,313	3,400	3	36	97	110	13	36
Total of Pet Food Products of 2309.10.10		123,049	126,902	3		14,069	13,848	-2		413	446	8	



III. Graph : Monthly statistic in 2024/Jan-Feb 2026

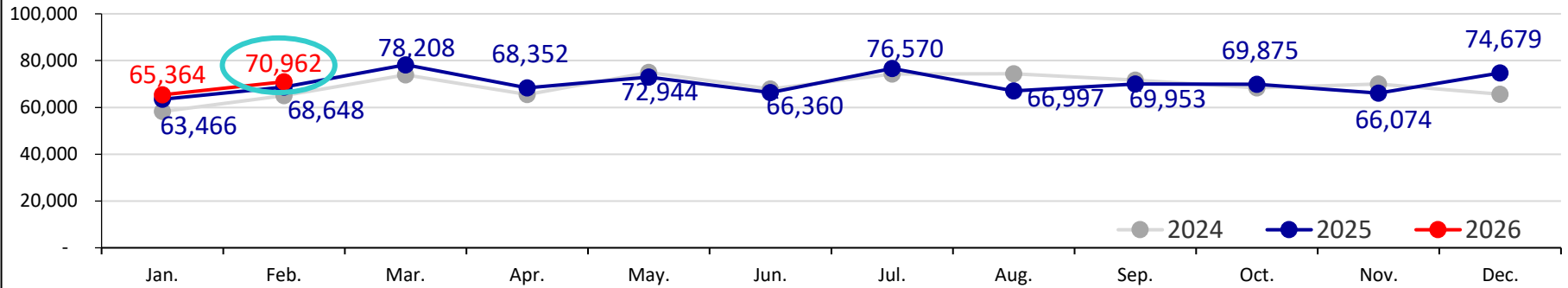
1. Thai Exports Quantity and Value of Preparations of a kind used in animal feeding (2309) to the world
2. Thai Exports Quantity and Value of Dog or cat food, put up for retail sale (2309.10) to the world
3. Thai Exports Quantity and Value of Other than dog or cat food (2309.90) to the world

1. Thai Exports Quantity and Value of Preparations of a kind used in animal feeding (2309) to the world in 2024/Jan-Feb 2026

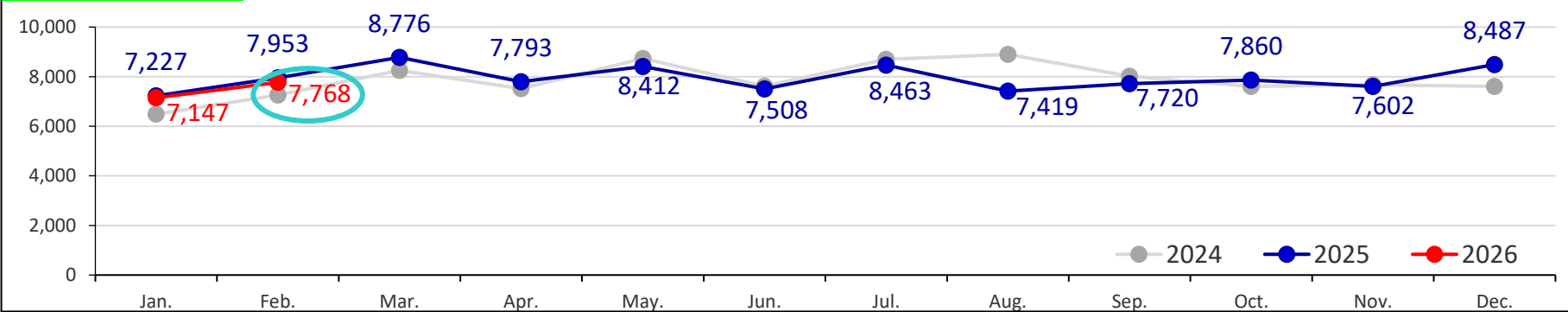


2. Thai Exports Quantity and Value of Dog or cat food, put up for retail sale (2309.10) to the world in 2024/Jan-Feb 2026

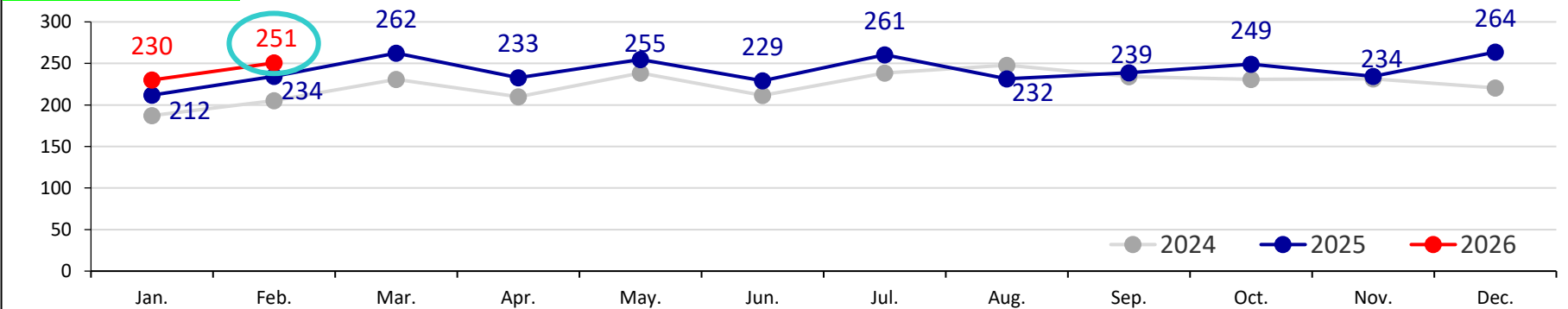
Quantity (Ton)



Value (Million Baht)

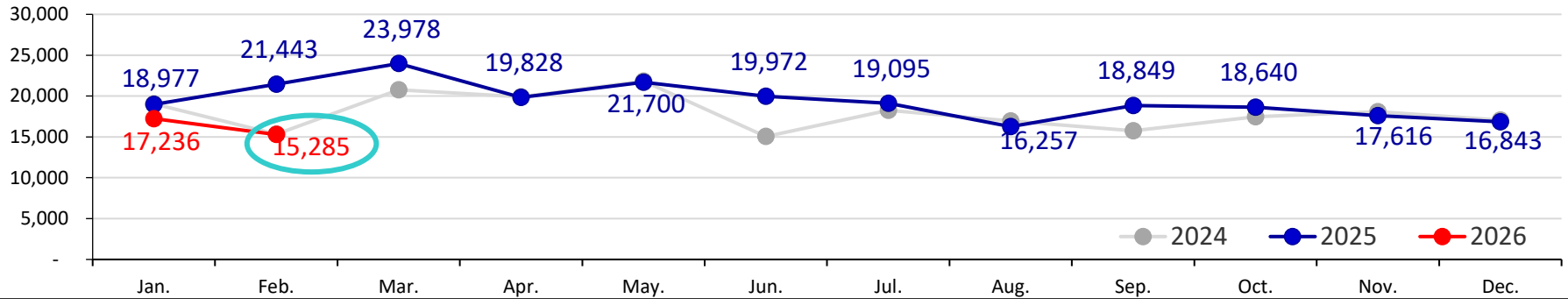


Value (Million USD)

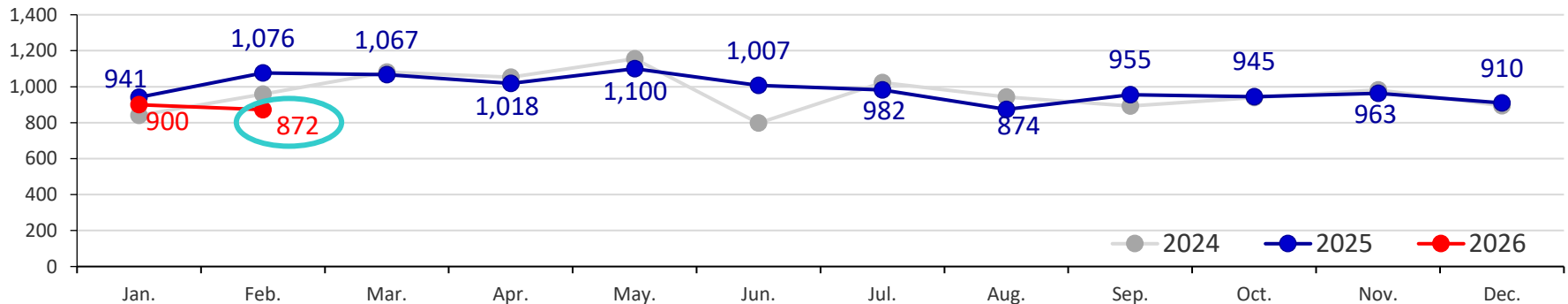


3. Thai Exports Quantity and Value of Other than dog or cat food (2309.90) to the world in 2024/Jan-Feb 2026

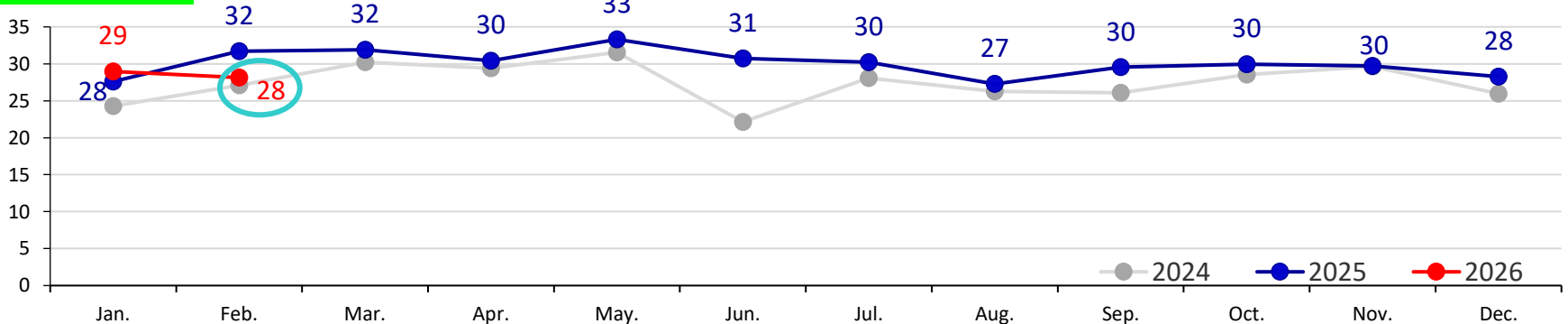
Quantity (Ton)



Value (Million Baht)



Value (Million USD)





IV. Yearly statistic in 2023-2025

1. Thai **Exports** of Pet Food Products **Containing meat** to EU, Japan, U.S.A., China, Middle East and Others
2. Thai **Exports** of Pet food (2309.10) to the World in 2023-2026

1. Thai Exports of Pet Food Products Containing meat To EU, Japan, U.S.A., China, Middle East and Others in 2023-2025

Product / H.S. Code	Country	Quantity (Ton)			%Growth		%Share		Value (Million Baht)			%Growth		%Share		Value (Million USD)			%Growth		%Share	
		2023	2024	2025	24/23	25/24	2024	2025	2023	2024	2025	24/23	25/24	2024	2025	2023	2024	2025	24/23	25/24	2024	2025
Petfood (Dog or cat food, put up for retail sale) 2309.10	World	698,413	829,772	842,137	19	1	100	100	72,249	94,348	95,220	31	1	100	100	2,092	2,686	2,903	28	8	100	100
	U.S.A.	108,809	148,005	180,447	36	22	18	21	20,572	30,602	33,924	49	11	32	36	595	872	1,034	47	19	32	36
	EU (28)	60,104	88,546	95,782	47	8	11	11	10,497	15,425	16,041	47	4	16	17	304	439	489	45	11	16	17
	Japan	115,104	117,780	115,076	2	-2	14	14	11,398	11,608	11,159	2	-4	12	12	330	331	340	0.2	3	12	12
	Middle east (15)	15,982	26,268	21,945	64	-16	3	3	1,428	2,582	2,142	81	-17	3	2	41	73	65	78	-11	3	2
	China	7,768	9,623	10,614	24	10	1	1	1,310	1,561	1,590	19	2	2	2	38	45	48	17	8	2	2
	Others	390,645	439,551	418,273	13	-5	53	50	27,044	32,570	30,364	20	-7	35	32	784	927	926	18	-0.1	34	32

1. Thai Exports of Pet Food Products Containing meat To EU, Japan, U.S.A., China, Middle East and Others in 2023-2025

Product / H.S. Code	Country	Quantity (Ton)			%Growth		%Share		Value (Million Baht)			%Growth		%Share		Value (Million USD)			%Growth		%Share	
		2023	2024	2025	24/23	25/24	2024	2025	2023	2024	2025	24/23	25/24	2024	2025	2023	2024	2025	24/23	25/24	2024	2025
Petfood (Fish in airtight containers) 2309.10.10.001	World	115,575	174,789	184,086	51	5	100	100	17,096	27,751	27,859	62	0.4	100	100	494	791	849	60	7	100	100
	U.S.A.	26,170	46,659	53,917	78	16	27	29	4,969	9,722	10,514	96	8	35	38	143	277	320	94	15	35	38
	EU (28)	20,607	35,979	37,809	75	5	21	21	3,620	6,365	6,107	76	-4	23	22	105	181	186	73	3	23	22
	Japan	27,667	37,836	35,525	37	-6	22	19	3,533	4,762	4,231	35	-11	17	15	102	136	129	33	-5	17	15
	China	3,497	5,512	6,150	58	12	3	3	572	926	1,012	62	9	3	4	17	26	31	60	16	3	4
	Middle east (15)	1,379	2,306	2,499	67	8	1	1	166	326	366	97	12	1	1	5	9	11	95	20	1	1
	Others	36,256	46,497	48,187	28	4	27	26	4,237	5,649	5,630	33	-0.3	20	20	122	161	172	32	7	20	20
Petfood (Other) 2309.10.10.090	World	533,622	597,240	590,335	11	-1	100	100	50,135	60,350	60,194	20	-0.3	100	100	1,453	1,717	1,836	18	7	100	100
	U.S.A.	77,586	92,593	113,574	19	23	16	19	14,818	19,425	21,307	31	10	32	35	429	553	650	29	18	32	35
	EU (28)	33,719	46,269	50,360	37	9	8	9	5,776	7,836	8,568	36	9	13	14	167	223	262	34	17	13	14
	Japan	82,517	76,312	75,257	-8	-1	13	13	7,343	6,401	6,353	-13	-1	11	11	213	182	194	-14	6	11	11
	Middle east (15)	13,707	23,103	19,109	69	-17	4	3	1,185	2,151	1,733	82	-19	4	3	34	61	53	78	-14	4	3
	China	4,231	4,077	4,333	-4	6	1	1	729	631	572	-13	-9	1	1	21	18	17	-15	-4	1	1
	Others	321,862	354,886	327,702	10	-8	59	56	20,283	23,905	21,660	18	-9	40	36	589	680	661	15	-3	40	36
Total of Pet Food Products of 2309.10.10		649,197	772,029	774,422	19	0.3	100	100	67,231	88,100	88,053	31	-0.1	100	100	1,947	2,508	2,685	29	7	100	100

2. Thai Exports of Pet food to the World in 2023-2025

Product description : Thai HS Code **2309 10** Dog or cat food, put up for retail sale

NO.	Country	Quantity (Ton)			%Growth		%Share	Value (Million Baht)			%Growth		%Share	Value (Million USD)			%Growth		%Share
		2023	2024	2025	24/23	25/24	2025	2023	2024	2025	24/23	25/24	2025	2023	2024	2025	24/23	25/24	2025
WORLD		698,413	829,772	842,137	19	1	100	72,249	94,345	95,220	31	1	100	2,092	2,686	2,903	28	8	100
1	U.S.A.	108,809	148,005	180,447	36	22	21	20,572	30,599	33,924	49	11	36	595	872	1,034	47	19	36
2	JAPAN	115,104	117,780	115,076	2.3	-2	14	11,398	11,608	11,159	2	-4	12	330	331	340	0.2	3	12
3	ITALY	24,598	33,342	35,350	36	6	4	4,000	5,893	5,755	47	-2	6	124	165	175	34	6	6
4	AUSTRALIA	43,403	57,387	53,187	32	-7	6	4,274	5,813	5,067	36	-13	5	116	168	155	45	-8	5
5	MALAYSIA	87,448	87,405	81,529	-0.05	-7	10	4,445	4,870	4,441	10	-9	5	129	138	136	7	-2	5
6	GERMANY	12,348	22,230	23,324	80	5	3	3,421	3,921	4,047	15	3	4	62	106	123	72	17	4
7	PHILIPPINES	74,785	86,961	84,499	16	-3	10	2,138	3,709	3,631	73	-2	4	99	111	111	12	-1	4
8	UNITED KINGDOM	13,454	18,352	21,394	36	17	3	2,836	3,379	3,377	19	-0.1	4	64	88	103	37	17	4
9	TAIWAN	34,051	37,254	32,068	9	-14	4	2,230	3,105	3,012	39	-3	3	82	97	92	18	-5	3
10	INDIA	33,385	40,052	42,319	20	6	5	2,184	2,795	2,683	28	-4	3	63	80	82	25	3	3
Top 10 Country		547,385	648,767	669,192	19	3	79	57,498	75,692	77,097	32	2	81	1,665	2,156	2,351	29	9	81
Others		151,028	181,005	172,945	20	-4	21	14,752	18,653	18,123	26	-3	19	428	531	553	24	4	19



Update สถิติการนำเข้า-ส่งออก ประจำเดือน**มีนาคม** 2569

คาดว่าจะส่งให้สมาชิกประมาณปลายเดือน**เมษายน** 2569

